

WHEN CREATING DEFENSIBLE SPACE, KEEP THESE SAFETY TIPS IN MIND:

- All equipment with an internal combustion engine must be equipped with an approved and operable spark arrestor.
- Metal blades striking rocks can create sparks and start fires. Use caution.
- To protect water quality and habitat do not remove vegetation associated with water, avoid using heavy equipment near waterways and do not clear vegetation near waterways to the bare mineral soil. Keep soil disturbance to a minimum.

OTHER HINTS TO SECURE A LEAN, CLEAN AND GREEN ZONE:

- Select less flammable plants for your Lean, Clean and Green Zone:
 - Shorter plants (less than 2 feet) are safer than taller ones.
 - If kept green, herbaceous plants (grass and non-woody flowers) are better choices than shrubs and trees.
 - If planting shrubs and trees, choose deciduous (trees that shed their leaves) ones over evergreens. Avoid planting juniper, pine and palms.
- Remove tree limbs that are touching the house or deck, or are within 10 feet of the chimney. If limbs are encroaching on overhead lines, contact your telephone or power company for removal.
- Use hard surfaces (concrete, stone, asphalt, brick, etc.) in your landscaping.
- Clear ALL flammable vegetation from within 10 feet of propane tanks.

YOUR RESPONSIBILITY:

California law (PRC 4291) requires property owners and/or occupants to create 100 feet of DEFENSIBLE SPACE around homes and buildings.*

YOUR GOAL — TO CREATE A:

Lean, Clean and Green Zone

An area of 30 feet immediately surrounding your home.

Reduced Fuel Zone

The fuel reduction zone in the remaining 70 feet (or to the property line).



**Compliance to PRC 4291 is required by any person who owns, leases, controls, operates or maintains a building or structure in or adjoining any mountainous area, forest-covered lands, brush-covered lands, grass-covered lands or any land that is covered with flammable material and is within the State Responsibility Area. PRC 4291 requires 100 feet of Defensible Space (or to the property line if less than 100 feet) from every building or structure that is used for support or shelter of any use or occupancy.*

Owner, lessee or operator must also comply with all existing environmental protection laws and must obtain all necessary permits. Contact your local resource or planning agency officials to ensure compliance with federal, state and local requirements.



WHY 100 FEET?



Protect Your Home... and Property.



Contact your local CDF office, fire department, or Fire Safe Council for tips and assistance.
www.fire.ca.gov

TWO ZONES MAKE UP THE REQUIRED 100 FEET OF DEFENSIBLE SPACE:

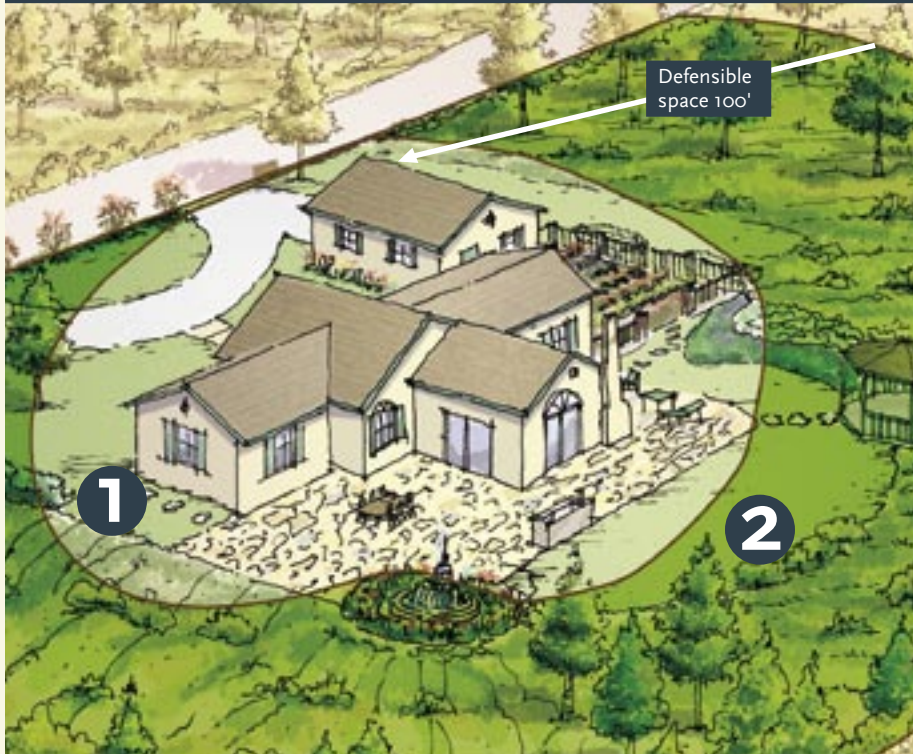
1. Lean, Clean and Green Zone

An area of 30 feet immediately surrounding your home.

2. Reduced Fuel Zone

The fuel reduction zone in the remaining 70 feet (or to the property line).

Defensible Space Helps Save Lives and Property!



COMPLY WITH THE LAW AND HELP SAVE YOUR HOME BY CREATING DEFENSIBLE SPACE.

Follow these guidelines:

1. Create a Lean, Clean and Green Zone

Remove all flammable vegetation and any dead or dying plants within 30 feet of each building or structure.

You may keep single trees or other vegetation that are trimmed of all dead and dying foliage and are well pruned and maintained.

2. Decrease Fuel in the Reduced Fuel Zone

Surface litter consists of fallen leaves, needles, twigs, bark, cones, pods, small branches, etc. Remove loose surface litter so it does not exceed a depth of three inches.

Make It Safe: Logs, Stumps and Snags

- All logs and stumps should be removed unless they are embedded in the soil. If you keep an embedded log, remove nearby vegetation.
- A standing dead tree (snag) may be kept for wildlife providing there is only one snag per acre, and if the snag were to fall, it would not reach buildings or structures and would not land on roadways or driveways.

Provide Fuel Separation and Treatment

- Guidelines for fuel treatment as published by CDF are designed to reduce the spread of wildfires.
- Choose option 2a or 2b. The best option for your property will be based on its characteristics (slope, vegetation size, vegetation type—brush, grass, trees, etc.—and other fuel characteristics). Properties with greater fire hazards will require larger separation between fuels. For example, a property on a steep slope with larger vegetation will require greater spacing between trees and shrubs than a level property that has small, sparse vegetation.

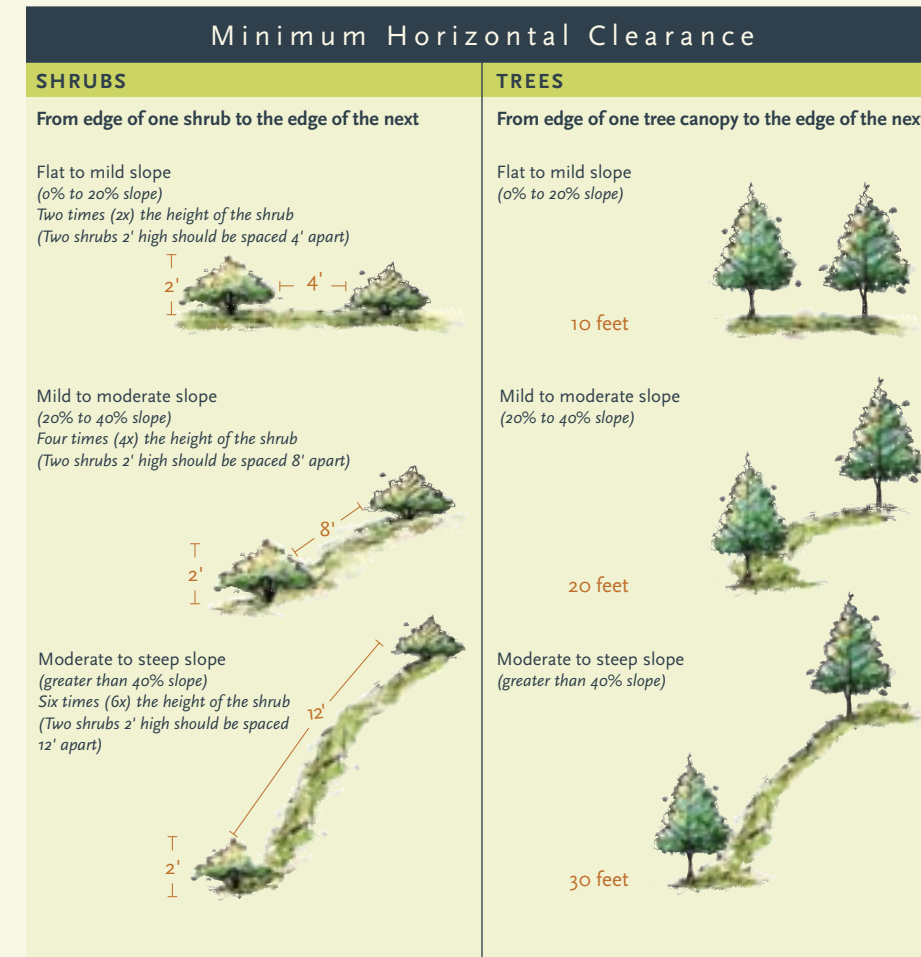
2a: Grasses

Ideally, grass should not exceed four inches in height. In situations where these fuels are isolated from other fuels or where necessary to stabilize soil, grasses and forbs may reach a height of 18 inches.

2a: Horizontal Clearance for Shrubs and Trees

Uncleared ground fuels provide an open freeway for the rapid spread and increased intensity of fire.

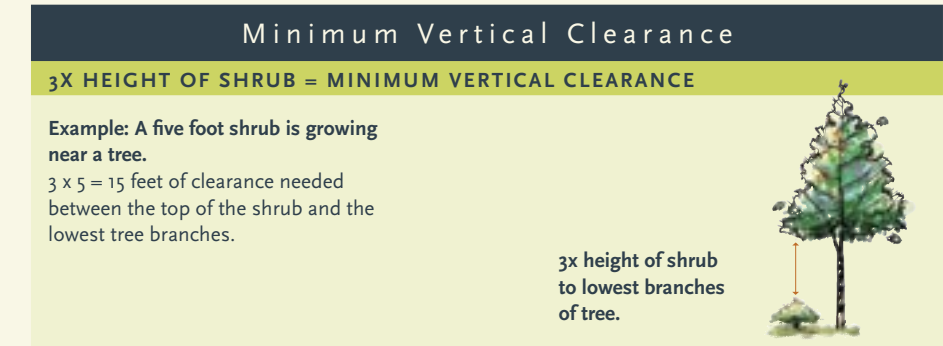
Clearance between shrubs should be 4 to 40 feet depending on the slope of the land and size and type of vegetation. Check the chart below for an estimation of clearance distance. Any questions regarding requirements for a specific property should be addressed to your local fire official.



2a: Vertical Clearance for Shrubs and Trees

Low branches create “ladders” from the ground fuels to the trees.

To determine the proper vertical clearance between shrubs and the lowest branches of trees, use the formula below.



Note: A grouping of vegetation may be treated as a single plant if the foliage of the grouping does not exceed 10 feet in width. For example, three individual manzanita plants growing in a cluster with a total foliage width of 8 feet can be “grouped” and considered as one plant.

2b: Defensible Space with Continuous Tree Canopy

To achieve Defensible Space while keeping a larger stand of trees with a continuous tree canopy, adhere to the guidelines below:

- Prune lower branches of trees to a height of six to 15 feet from the top of the vegetation below (or the lower 1/3 of branches for small trees). Properties with greater fire potential such as steeper slopes or more severe fire danger will require pruning heights in the upper end of this range.
- Remove all ground fuels greater than four inches in height. Single specimens of trees or other vegetation may be kept if they are well-spaced, well-pruned and create an overall condition that avoids the spread of fire to other vegetation or to structures.